

L6516EO TONIC Q 800 ENC IC BRT/SIL CLEAR FT UK

- consists of: x1 - L6517EO TONIC Q DR PACK IC BRT/SIL CLEAR FT UK (Pack 2/2)
 x1 - L6518EO TONIC Q 800 FIXED IC BRT/SIL CLEAR FT UK (Pack 1/2)

L6519EO TONIC Q 800 ENC IC BRT/SIL CLEAR UP UK

- consists of: x1 - L6520EO TONIC Q DR PACK IC BRT/SIL CLEAR UP UK (Pack 2/2)
 x1 - L6521EO TONIC Q 800 FIXED IC BRT/SIL CLEAR UP UK (Pack 1/2)

L6522EO TONIC Q 900 ENC IC BRT/SIL CLEAR FT UK

- consists of: x1 - L6517EO TONIC Q DR PACK IC BRT/SIL CLEAR FT UK (Pack 2/2)
 x1 - L6524EO TONIC Q 900 FIXED IC BRT/SIL CLEAR FT UK (Pack 1/2)

L6525EO TONIC Q 900 ENC IC BRT/SIL CLEAR UP UK

- consists of: x1 - L6520EO TONIC Q DR PACK IC BRT/SIL CLEAR UP UK (Pack 2/2)
 x1 - L6527EO TONIC Q 900 FIXED BRT/SIL CLEAR UP UK (Pack 1/2)

L6528EO TONIC Q 1000 ENC IC BRT/SIL CLEAR FT UK

- consists of: x1 - L6517EO TONIC Q DR PACK IC BRT/SIL CLEAR FT UK (Pack 2/2)
 x1 - L6530EO TONIC Q 1000 FIXED IC BRT/SIL CLEAR FT UK (Pack 1/2)

L6531EO TONIC O/S Q 800x1000 ENC RH BRT/SIL CLEAR FT UK

- consists of: x1 - L6517EO TONIC Q DR PACK IC BRT/SIL CLEAR FT UK (Pack 2/2)
 x1 - L6533EO TONIC O/S Q 800x1000 FIXED RH BRT/SIL CLEAR FT UK (Pack 1/2)

L6534EO TONIC O/S Q 800x1000 ENC LH BRT/SIL CLEAR FT UK

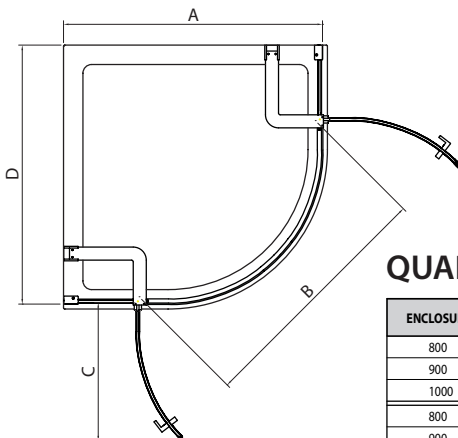
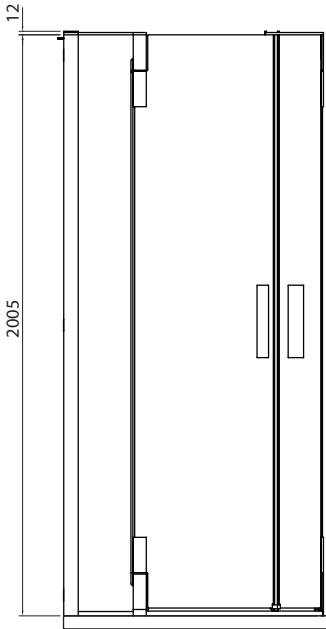
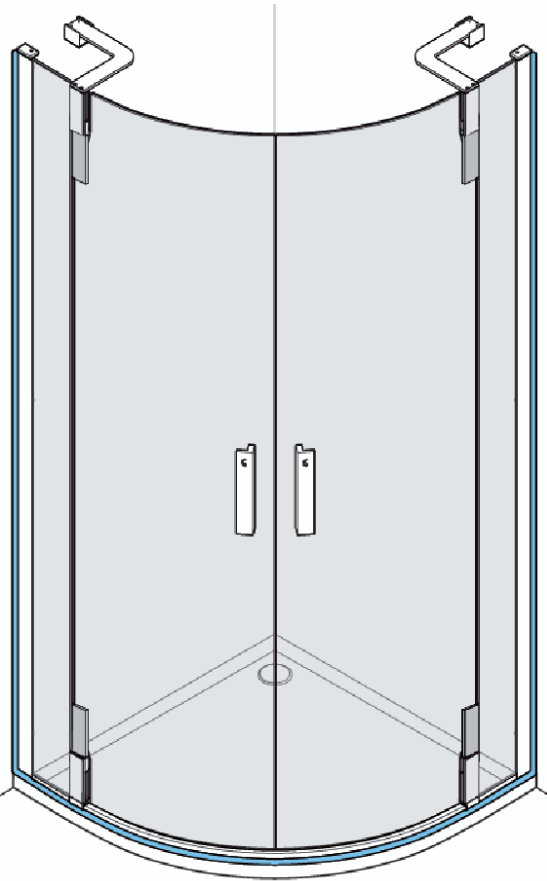
- consists of: x1 - L6517EO TONIC Q DR PACK IC BRT/SIL CLEAR FT UK (Pack 2/2)
 x1 - L6536EO TONIC O/S Q 800x1000 FIXED LH BRT/SIL CLEAR FT UK (Pack 1/2)

L6537EO TONIC O/S Q 900x1200 ENC RH BRT/SIL CLEAR FT UK

- consists of: x1 - L6517EO TONIC Q DR PACK IC BRT/SIL CLEAR FT UK (Pack 2/2)
 x1 - L6539EO TONIC O/S Q 900x1200 FIXED RH BRT/SIL CLEAR FT UK (Pack 1/2)

L6540EO TONIC O/S Q 900x1200 ENC LH BRT/SIL CLEAR FT UK

- consists of: x1 - L6517EO TONIC Q DR PACK IC BRT/SIL CLEAR FT UK (Pack 2/2)
 x1 - L6542EO TONIC O/S Q 900x1200 FIXED LH BRT/SIL CLEAR FT UK (Pack 1/2)

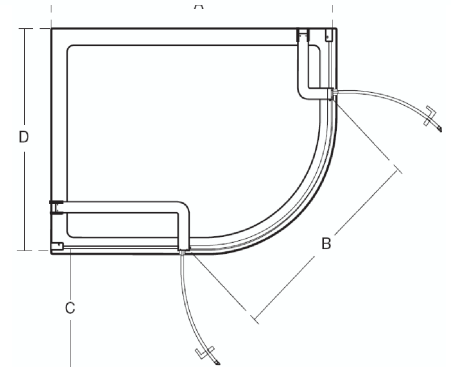


Tonic UK Instruction Number: 4955

QUADRANT R550

ENCLOSURE	DIM. A WIDTH (mm)	DIM. B OPENING (mm)	DIM. C REACH (mm)	DIM. D WIDTH (mm)	TRAY TYPE
800	773-793	860	477	773-793	FT
900	873-893	860	477	873-893	FT
1000	973-993	860	477	973-993	FT
800	758-778	845	462	758-778	UP
900	858-878	845	462	858-878	UP

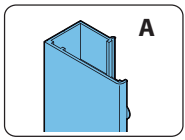
Tonic Offset Quadrant R550 2 Door



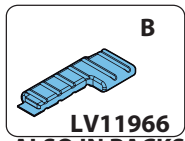
Enclosure	Dim. A width (mm)	Dim. B opening (mm)	Dim. C reach (mm)	Dim. D width (mm)	Tray type
1200x900 LH	1173-1193	860	477	873-893	FT
1200x900 RH	873-893	860	477	1173-1193	FT
1000x800 LH	973-993	860	477	773-793	FT
1000x800 RH	773-793	860	477	973-993	FT

FT = FLAT TOP

UP = UPSTAND

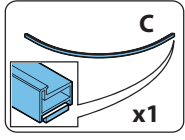


LV100EO

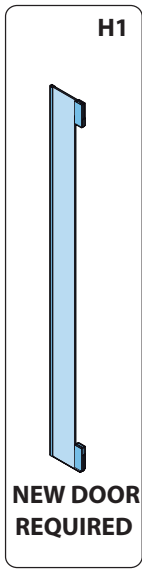


LV11966

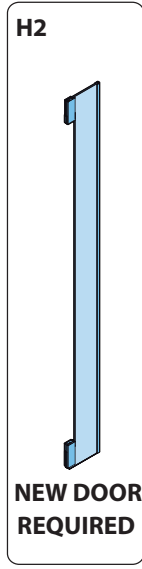
ALSO IN PACKS
LV204AA & LV205AA



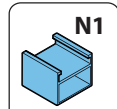
(ALL FT) LV108EO
(ALL UP) LV109EO



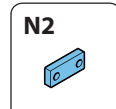
NEW DOOR
REQUIRED



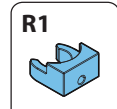
NEW DOOR
REQUIRED



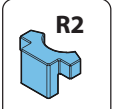
LV159AA



LV160MY

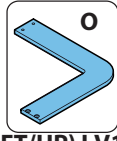


R1

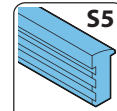


R2

SUPPLIED IN PACKS
LV20866 & LV21066



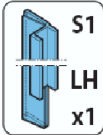
(800 FT/UP) LV162AA
(900 FT/UP) LV164AA
(1000 FT/UP) LV166AA
(800x1000 FT) LV162AA & LV166AA
(900x1200 FT) LV164AA & LV170AA



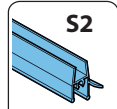
LV11467



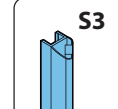
LV23167



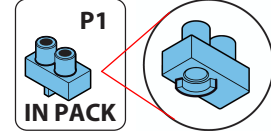
LV11667



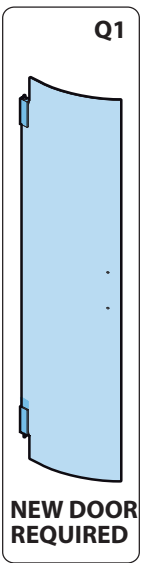
LV11567



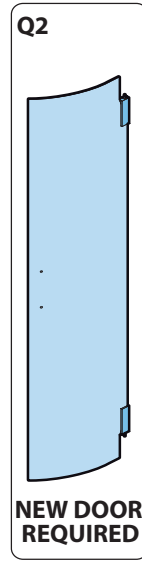
LV11767



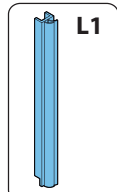
IN PACK
LV20866



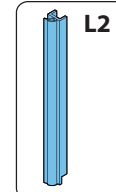
NEW DOOR
REQUIRED



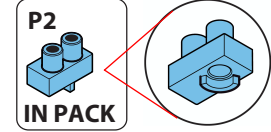
NEW DOOR
REQUIRED



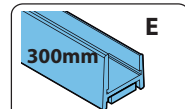
LV15367



LV15467

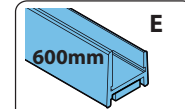


IN PACK
LV21066



LV102EO

cut to
(800 FT/UP) 94mm
(900 FT/UP) 194mm
(1000 FT/UP) 294mm
(800x1000 FT) 94 & 294mm
(900x1200 FT) 194mm



LV103EO


(900x1200 FT) cut to 494mm



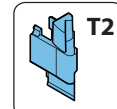
LV204AA
LV205AA
LV20667




SUPPLIED IN PACKS
LV204AA & LV205AA



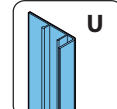
IN PACK
LV20667



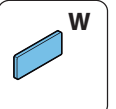
LV13867




LV14267



LV101EO



LV161AA



LV11367

cut to
(800 FT/UP) 94mm
(900 FT/UP) 194mm
(1000 FT/UP) 294mm
(800x1000 FT) 94 & 294mm
(900x1200 FT) 194 & 494mm



LV204AA
LV205AA
LV20667



ALSO IN PACKS
LV204AA
LV205AA



IN PACK
LV20667



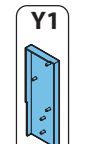
ALSO IN PACK
LV204AA



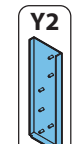
ALSO IN PACK
LV205AA

LV198AA

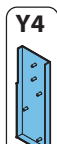
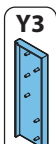
LV200AA



LV201AA



LV199AA

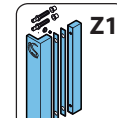


LV12366


ALSO IN PACKS
LV204AA & LV205AA



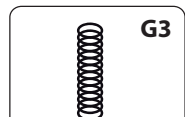
LV18667



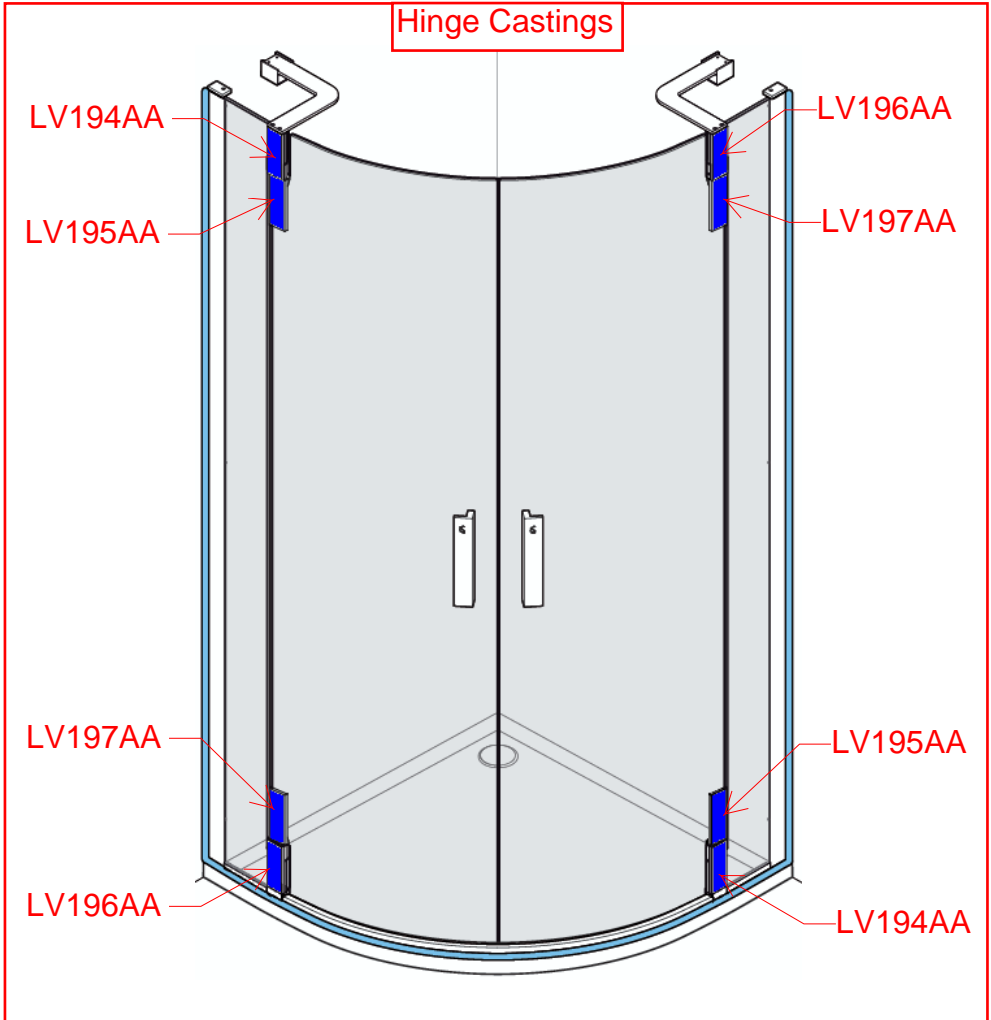
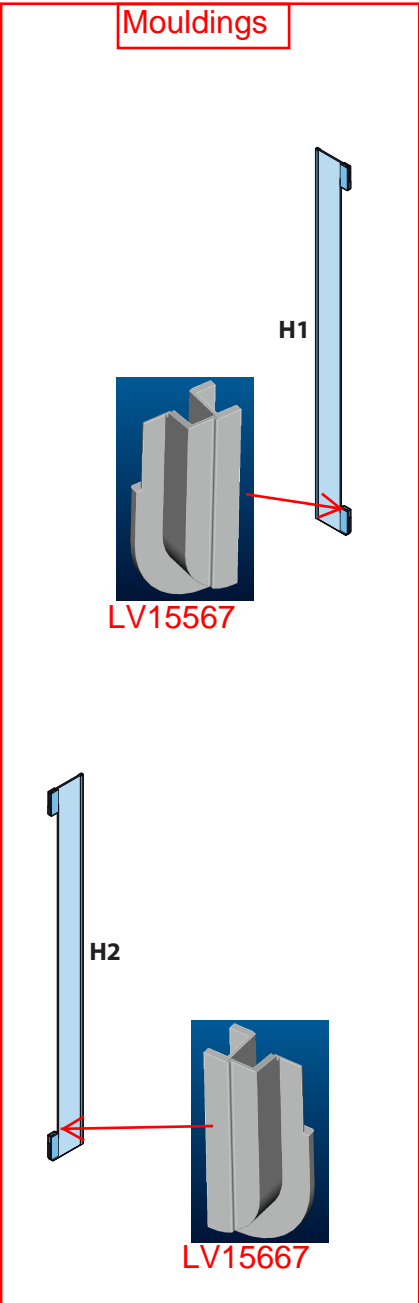
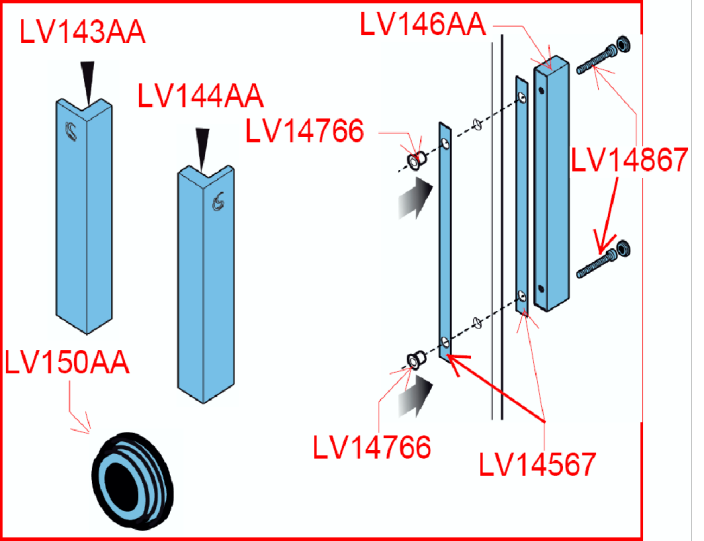
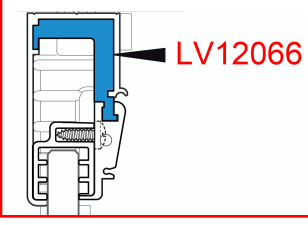
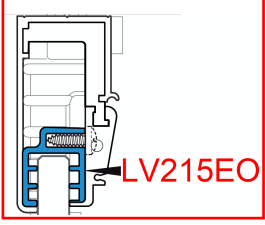
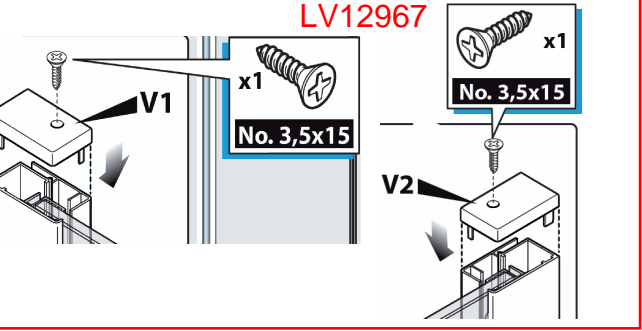
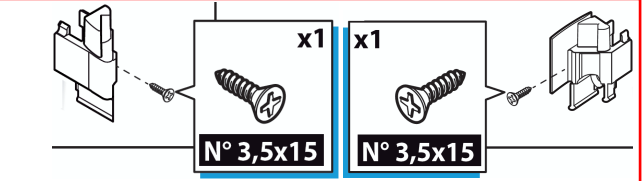
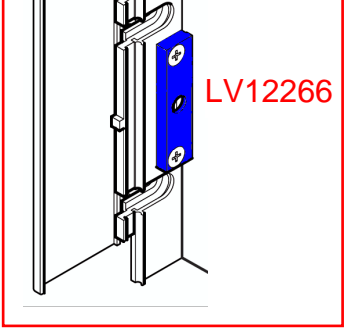
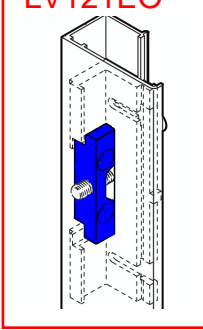
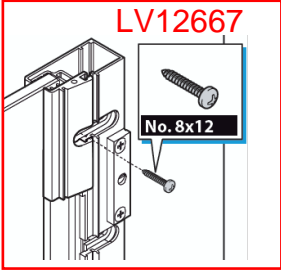
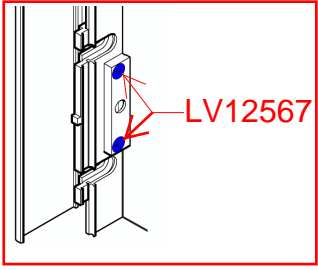
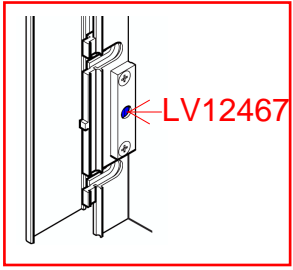
LV202AA



LV203AA

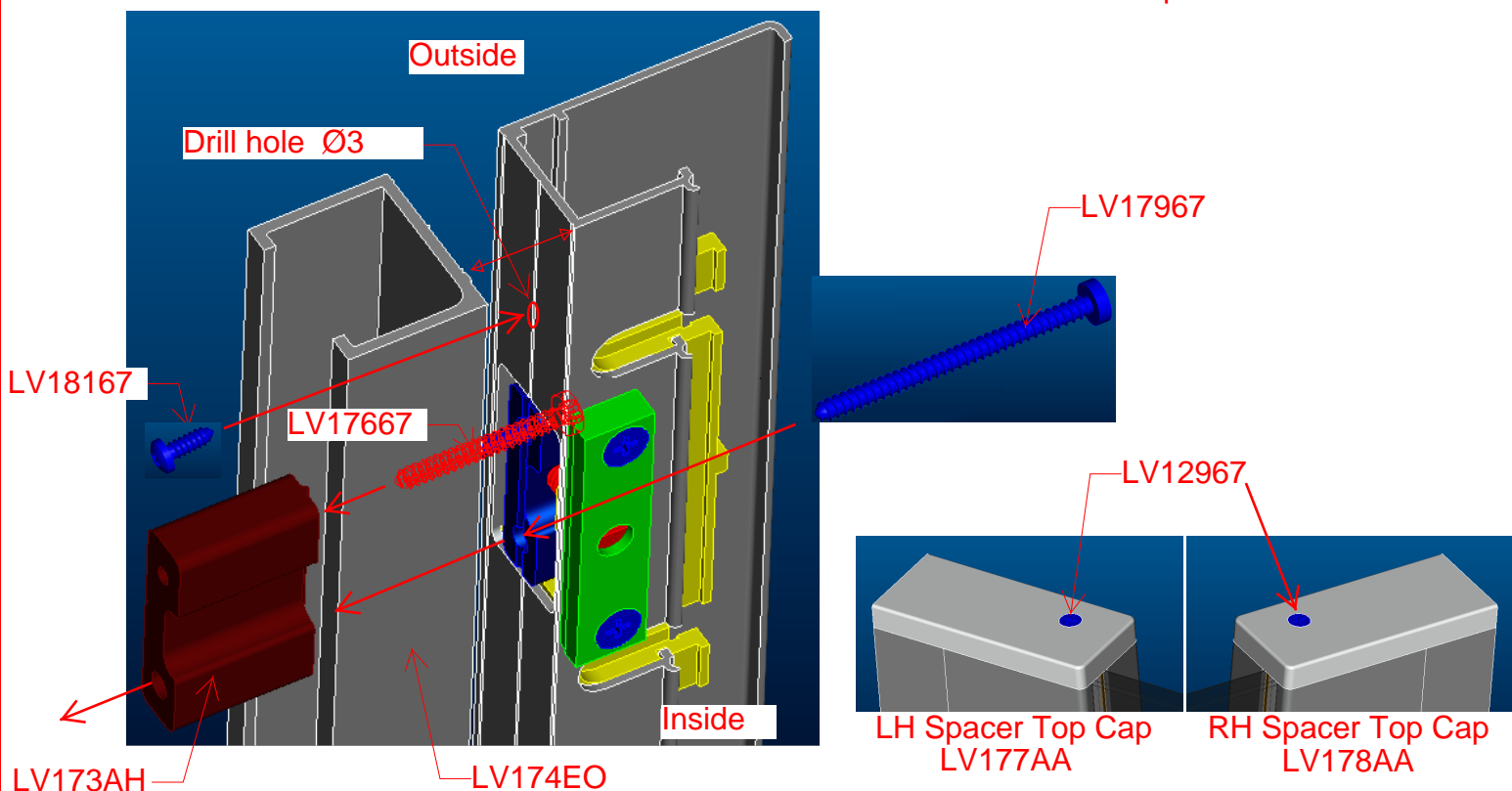


SUPPLIED IN PACKS
LV20866 & LV21066



Fitting a Spacer Profile

Tonic Spacer Pack - LV216EO



Ref.	Description	Spares Part No.	Ref.	Description	Spares Part No.
A	Wall Profile	LV100EO	N2	Wall Boss Clamp	LV160MY
B	Location Moulding (also in packs LV204AA, LV205AA)	LV11966	O	Wall Bracket (1) (used for 800 FT/UP Quadrant enclosures & 800x1000 FT Quad)	LV162AA
C	Curved R550 Door Bottom Rail Profile FT UK (used for ALL Quadrant FT enclosures)	LV108EO	O	Wall Bracket (3) (used for 900 FT/UP Quadrant enclosures & 900x1200 FT Quad)	LV164AA
C	Curved R550 Door Bottom Rail Profile UP UK (used for ALL Quadrant UP enclosures)	LV109EO	O	Wall Bracket (5) (used for 1000 FT/UP Quadrant enclosures & 800x1000 FT Quad)	LV166AA
E	Fixed Panel Bottom Rail Profile - 300mm (used for 800 FT/UP enclosures - cut down to 94mm) (used for 900 FT/UP enclosures - cut down to 194mm) (used for 1000 FT/UP enclosures - cut down to 294mm) (used for 800x1000 FT enclosure - cut down to 94mm & 294mm) (used for 900x1200 FT enclosure - cut down to 194mm)	LV102EO	O	Wall Bracket (9) (used for 900x1200 FT Quad)	LV170AA
E	Fixed Panel Bottom Rail Profile - 600mm (used for 900x1200 FT enclosure - cut down to 494mm)	LV103EO	P1	Top Cam Blanking Moulding LH	in pack (LV20866)
F	Infill Sliding Seal - 910mm (used for 800 FT/UP enclosures - cut down to 94mm) (used for 900 FT/UP enclosures - cut down to 194mm) (used for 1000 FT enclosures - cut down to 294mm) (used for 800x1000 FT enclosures - cut down to 94mm & 294mm) (used for 900x1200 FT enclosures - cut down to 194mm & 494mm)	LV11367	P2	Top Cam Blanking Moulding RH	in pack (LV21066)
G1	Bottom Rail Moulding LH	LV151AA	Q1	LH Door c/w hinges	(new pack required)
G2	Bottom Rail Moulding RH	LV152AA	Q2	RH Door c/w hinges	(new pack required)
G3	Pivot Pin Spring	in packs:(LV20866 & LV21066)	R1	Retainer Clip	in packs:(LV20866 & LV21066)
H1	LH Infill Panel c/w hinges	(new pack required)	R2	Door Stop Insert	in packs:(LV20866 & LV21066)
H2	RH Infill Panel c/w hinges	(new pack required)	S1	Door Vertical Seal	LV11667
I	Adjuster Connector also supplied in packs: (LV204AA & LV205AA)	LV12366	S2	Pivot Door Bottom Seal - 733mm	LV11567
L1	Door Seal A	LV15367	S3	45degree Magnet Seal N-S	LV11767
L2	Door Seal B	LV15467	S5	Infill Glazing Seal - 910mm	LV11467
L7	Bottom Cam Moulding A - LH	in pack (LV20966)	T3	Quad RH Door Moulding	LV14267
L8	Bottom Cam Moulding A - RH	in pack (LV21166)	T2	Corner Entry Corner Seal Moulding LH	LV13867
N1	Wall Boss	LV159AA	U	Cover Profile	LV101EO
			V1	LH Top Cap Moulding	LV127AA
			V2	RH Top Cap Moulding	LV128AA
			W	Wall Boss Cover Cap	LV161AA
			Y1	Panel Retainer RH Cover Moulding	LV201AA
			Y2	Door Retainer LH Cover Moulding	LV198AA
			Y3	Door Retainer RH Cover Moulding	LV199AA
			Y4	Panel Retainer LH Cover Moulding	LV200AA
			Z1	LH Handle Assembly	LV202AA
			Z2	RH Handle Assembly	LV203AA

LV20866 Top LH Hinge Components Pack		
Qty	Description	Ref
(x1)	Infill Hinge Gasket A	
(x1)	Pivot Panel Moulding/Casting Retainer Moulding	
(x4)	M6 X 15MM CSK SET SCREW	
(x1)	Top Cam Blanking Moulding LH	P1
(x1)	Door Hinge Gasket A	
(x1)	Pivot Pin Sleeve Moulding	
(x1)	Pin Release Moulding	
(x1)	Hinge Pivot Pin	
(x2)	Pivot Pin Spring 8 0/D x 0.92 wire x 37.9 freelength (16.5solidlength)	G3
(x1)	Door Stop Insert	R2
(x1)	Pivot Door Moulding/Casting Retainer Moulding	
(x1)	Retainer Clip	R1

LV20966 Bottom LH Hinge Components Pack		
Qty	Description	Ref
(x1)	Infill Hinge Gasket B	
(x1)	Pivot Panel Moulding/Casting Retainer Moulding	
(x4)	M6 X 15MM CSK SET SCREW	
(x1)	Bottom Cam Moulding A - LH	L7
(x1)	Door Hinge Gasket B	
(x1)	M4 x 4mm Pointed Grub Screw	
(x1)	Hinge Bung	
(x1)	Hinge Pivot Pin	
(x1)	Bottom Cam Moulding	
(x1)	Pivot Door Moulding/Casting Retainer Moulding	

LV21066 Top RH Hinge Components Pack		
Qty	Description	Ref
(x1)	Infill Hinge Gasket B	
(x1)	Pivot Panel Moulding/Casting Retainer Moulding	
(x4)	M6 X 15MM CSK SET SCREW	
(x1)	Top Cam Blanking Moulding RH	P2
(x1)	Door Hinge Gasket B	
(x1)	Pivot Pin Sleeve Moulding	
(x1)	Pin Release Moulding	
(x1)	Hinge Pivot Pin	
(x2)	Pivot Pin Spring 8 0/D x 0.92 wire x 37.9 freelength (16.5solidlength)	G3
(x1)	Door Stop Insert	R2
(x1)	Pivot Door Moulding/Casting Retainer Moulding	
(x1)	Retainer Clip	R1

LV21166 Bottom RH Hinge Components Pack		
Qty	Description	Ref
(x1)	Infill Hinge Gasket A	
(x1)	Pivot Panel Moulding/Casting Retainer Moulding	
(x4)	M6 X 15MM CSK SET SCREW	
(x1)	Bottom Cam Moulding A - RH	L8
(x1)	Door Hinge Gasket A	
(x1)	M4 x 4mm Pointed Grub Screw	
(x1)	Hinge Bung	
(x1)	Hinge Pivot Pin	
(x1)	Bottom Cam Moulding	
(x1)	Pivot Door Moulding/Casting Retainer Moulding	

LV204AA LH Wall Fixing Pack		
Qty	Description	Ref
(x3)	No. 8 x 35mm Pan Phil A2 S/Tapper	
(x3)	Wall Plugs to suit No. 8 x 35 Screw	
(x1)	Location Moulding	B
(x3)	Adjuster Connector	I
(x3)	No. 8 x 1/2" Pan Phil A2 S/Tapper	
(x1)	LH Top Cap Moulding	V1
(x1)	No. 6 x 5/8" CSK Phil A2 S/Tapper	
(x3)	M5 Washer Fan Disc Type St/St	

LV205AA RH Wall Fixing Pack		
Qty	Description	Ref
(x3)	No. 8 x 35mm Pan Phil A2 S/Tapper	
(x3)	Wall Plugs to suit No. 8 x 35 Screw	
(x1)	Location Moulding	B
(x3)	Adjuster Connector	I
(x3)	No. 8 x 1/2" Pan Phil A2 S/Tapper	
(x1)	RH Top Cap Moulding	V2
(x1)	No. 6 x 5/8" CSK Phil A2 S/Tapper	
(x3)	M5 Washer Fan Disc Type St/St	

LV20667 Wall Bracket Fixing Pack		
Qty	Description	
(x2)	No. 8 x 35mm Pan Phil A2 S/Tapper	
(x2)	Wall Plugs to suit No. 8 x 35 Screw	
(x2)	M5 x 8mm Socket Grub Screw Flat Bottom	
(x2)	M4 x 15mm Socket Head CSK Screw	

LV216E0 Tonic Spacer Pack		
Qty	Description	
(x1)	Wall Fixing Extension Profile (XP0756B)	
(x3)	Wall Fixing Extension	
(x3)	No. 6 x 30mm Pan Phil A2 S/Tapper	
(x3)	No. 8 x 60mm Pan Head Screw	
(x1)	Spacer Top Cap Moulding LH	
(x1)	Spacer Top Cap Moulding RH	
(x4)	No. 6 x 12mm Pan Head Screw	
(x1)	No. 6 x 16mm CSK Screw	